

How to Sort and Put Out Your Trash and Garbage

Niihama City has a 10-category sorting system.

- ① Burnable ② Non-burnable ③ Clothes and Cloth ④ Recyclable Plastic Containers and Packaging
⑤ Bottles ⑥ Cans ⑦ PET Bottles ⑧ Old Paper ⑨ Dangerous Items ⑩ Large Trash

○ Sort garbage carefully according to the rules.

○ Put out garbage on designated days of the week.

Please refer to "The Garbage Collection Calendar" distributed separately to each household.



○ Put out garbage by 7:30 a.m. on collection days.

○ Put out garbage at designated garbage stations.

Please confirm the location of your nearest station with your local community association (jichikai) and follow their instructions.

How to Put Out Your Garbage and Trash at Garbage Stations



○ **Burnable** 燃 (Collected twice a week)

- Put it into a transparent or semi-transparent 45-liter or smaller plastic bag.
- Each item should be less than 30cm.

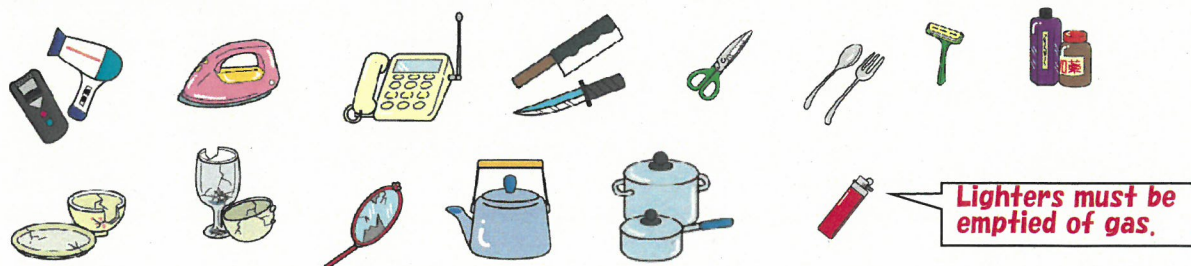
(Examples) Kitchen waste, leather articles, plastic products, rubber products, old paper, and clothes and cloth (other than recyclable items).



○ **Non-burnable** 不燃 (Collected once a month)

- Put it into a transparent or semi-transparent 45-liter or smaller plastic bag.
- Each item should be less than 30cm (cooking pots and frying pans should be less than 30cm including handles).

(Examples) Small-sized electrical appliances, metal products, ceramics and other non-burnable items such as glass.



○ Cloth and Clothing **布類** (Collected once a month)

- Put them into a transparent or semi-transparent plastic bag 45 liters or smaller.
- Don't put out on a rainy day. They can't be recycled if they are wet.
- Clothing must not be damaged or stained. Clothes must be washed and clean.
Buttons and zippers, etc. need not be removed.

(Examples) Clothes (except winter clothes) that can be reused as used clothing.
Cloth that can be recycled, like sheets and towels.



○ Plastic Container and Packaging **プラ容** (Collected once a week)

- Put them into a transparent or semi-transparent plastic bag 45 liters or smaller.




← Plastic containers and packaging marked with "pura-mark".
Rinse with water, clean thoroughly.

**Rinse with water
Clean thoroughly.**



(Examples)



○ Bottles and Cans **びん缶** (Collected twice a month)

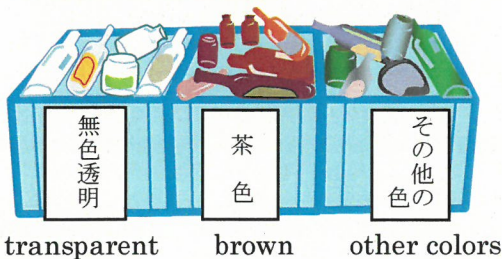
- Bottles should be separated into three kinds: transparent, brown, and other colors.
Put them directly into the containers at the garbage station.
- Put cans directly into the net.

(Examples) bottles for food, cans for food, cans for snacks, spray cans (for cosmetics, insecticide)


Remove lids and
rinse with water



Rinse with water



transparent brown other colors



○ Plastic Beverage Bottles  (Collected twice a month)


• Put them directly into the net at the garbage station.




← Plastic bottles with this mark for beverages, sake, soy sauce, vinegar.

Remove the caps and labels. Rinse with water. Crush if possible.

Both caps and plastic labels are recycled as recyclable plastic containers and packing




○ Used Paper  (Collected twice a month)

• Used paper is classified into four kinds. Tie paper of the same kind with string and take to the garbage station.

① Newspaper


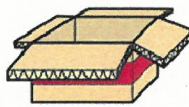
Fold to half size and tie in bundles so that they can be carried easily.



Newspapers and fliers

② Cardboard

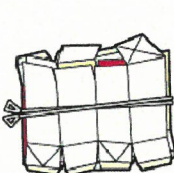
Remove any sticky tape.



Cut the boxes open and tie them in bundles.

③ Paper milk cartons, etc.

Wash, cut open as shown, and dry. Bundle and tie them.




**Take out the following as burnable garbage:
Cartons of less than 500cc, or whose inside is silver.**

④ Magazines and other paper

Put small pieces of paper among magazines or in a bag and tie them.

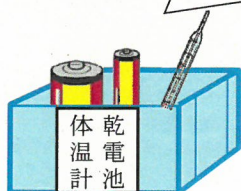
Cut paper boxes open and flatten.



○ Dangerous Items  (Collected four times a year)


• Dry cell batteries & mercury thermometers and fluorescent light bulbs should be put in the containers at the garbage station.

Put them in a transparent plastic bag.



Dry cell batteries & mercury thermometers

Put them back in their original packaging in order not to be crushed and put them in the container.



Fluorescent light bulbs

Trash not Collected at the Garbage Station

- Large trash (Picked up from individual homes by the City.)
 - Trash 30cm to 180cm in length which is created in your daily life
 - Call the Large Trash Pick-up number at City Hall (31-5300)
 - Up to 10 items will be collected at one time. (Up to 3 for wardrobes)

You must allow a minimum of 31 days before you can have another pick up.

(Examples of Large Trash): Furniture, large electrical appliances, futons, bicycles, etc.

- Large amounts of garbage from moving, etc.

You can take large amounts of trash (e.g., from changing residences or pruning waste) to the Seiso Center by yourself. (Free)

Seiso Center Address : Niihama, Kannonbara-cho, Otsu 122-1
Tel : 41-4225

- Products subject to Home Appliance Recycling Law

Items listed under the Electrical Appliances Recycling Law

The City does not pick up or accept the following electrical appliances:

TV sets, air conditioners, washing machines, clothes dryers, refrigerators, freezers.

They must be taken directly to one of the designated places below or ask an electrical appliance shop or general industrial waste collector/transporter. The user must pay the cost for recycling and transporting. (Or the recycling cost only, if you take them yourself.)

Designated drop-off places

<p>Shikoku-konpo-unso 四国梱包運送 (株) address: Niihama, Kuroshima 1-1-15 Tel: 45-2000 Time: 9:00a.m.-5:00p.m (except noon-1:00p.m.) Closed: Sundays, national holidays, New Year's Day, Bon Holiday</p>	<p>Shikoku Seino Unyu Niihama Branch 四国西濃運輸 新居浜営業所 address: Saijo-shi Iioka Suginoki 1370 Tel: 56-7088 Time: 9:00a.m.-5:00p.m (except noon-1:00p.m.) Closed: Sundays, national holidays, New Year's Day, Bon Holiday</p>
---	---

< Contact address >

- ◆ For further details about garbage separation and collection:

Gomi-genryo-ka (Garbage Reduction Section) Tel: 65-1252 Fax: 65-1255

- ◆ Requesting pick up of trash (Please make sure to dial the correct number.)

Tel: 31-5300 in Japanese Fax: 65-1255